



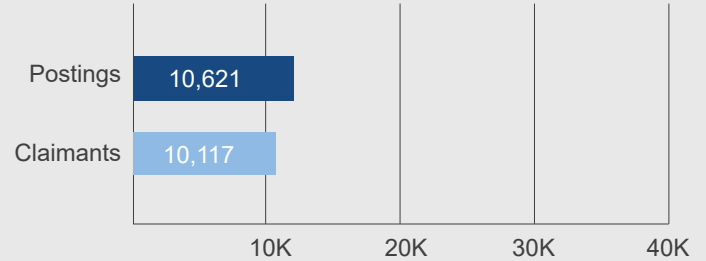
Labor Supply & Demand

Fourth Quarter 2024

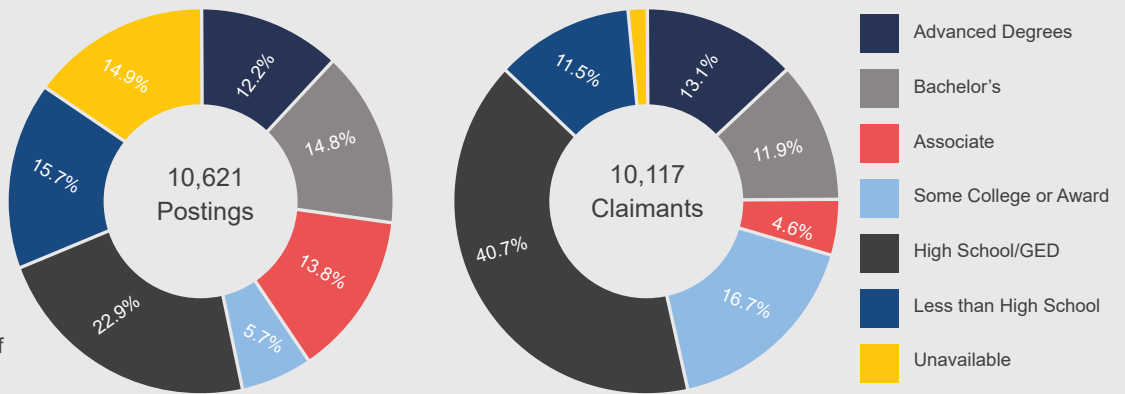
Unemployment Insurance (UI) claimants represent an able and available supply of trained workers who are currently seeking work. Online postings represent a current demand for labor detailing the types of occupations employers are seeking to fill.

On December 31, 2024, the Department of Labor and Training's EmployRI online network recorded 10,621 online job postings compared to 14,344 in Q4 2023. Also in December, 10,117 RI residents collected unemployment insurance benefits in contrast with 9,137 for the same period in 2023.

Job Postings & Claimants



The share of job postings for which the usual educational requirement was either a bachelor's or an associate degree was 29 percent. Claimants with those degrees represented 17 percent of the total collecting. The share of job postings for which the usual education requirement was a high school degree or lower was 39 percent. Claimants with that level of education represented 52 percent of those collecting.




The table to the right suggests that employers seeking to fill vacancies in the occupational groups near the top of the table should have an easier time finding experienced workers than those employers who are looking to employ experienced workers in occupational groups found near the bottom of the table.

Labor Supply & Demand by Major Occupation

Occupation	Postings*	Claimants**	Claimants/Postings
Construction & Extraction	155	963	6.2
Production	228	768	3.4
Building & Grounds Cleaning & Maintenance	317	716	2.3
Office & Administrative Support	569	1,058	1.9
Installation, Maintenance, & Repair	182	337	1.9
Transportation & Material Moving	437	764	1.7
Protective Service	88	114	1.3
Business & Financial Operations	391	481	1.2
Management	1,286	1,244	1.0
Average Claimant per Posting			1.0
Computer & Mathematical	380	351	0.9
Personal Care & Service	168	155	0.9
Food Preparation & Serving Related	920	803	0.9
Community & Social Services	240	202	0.8
Arts, Design, Entertainment, Sports, & Media	255	204	0.8
Sales & Related	589	411	0.7
Healthcare Support	616	322	0.5
Life, Physical, & Social Science	216	111	0.5
Architecture & Engineering	362	111	0.3
Education, Training, & Library	686	168	0.2
Healthcare Practitioners & Technical	2,482	211	0.1

Construction & Extraction



The greatest labor surplus was associated with the Construction & Extraction group for which there were about 6 UI claimants with this type of work experience for every online Construction & Extraction occupation posting.

Labor shortages are most likely to be found in the Architecture & Engineering, Education, Training & Library, and Healthcare Practitioners & Technical groups.

Labor Surplus

Occupations with the Most Claimants per Posting

The 10,117 UI claimants reported previous work experience in more than 500 different occupations. Labor surpluses existed for 31 of the 40 occupations most frequently cited by UI claimants.

Job seekers looking for employment in the occupations listed on the adjacent table may have a challenging time finding employment in the current environment.

Some surpluses exist due to school vacations, holidays, or seasonal factors; this type of surplus is typically short lived.

Occupational Title	Postings*	Claimants**	Claimants per Posting	Educational Requirement
Shipping, Receiving, & Traffic Clerks	1	71	71.0	High School/GED
Packers & Packagers, Hand	1	51	51.0	Less than HS
Secretaries & Admin. Assistants, Except Legal, Medical, & Executive	0	51	51.0	High School/GED
Pesticide Handlers, Sprayers, & Applicators, Vegetation	1	46	46.0	High School/GED
Light Truck or Delivery Services Drivers	3	102	34.0	High School/GED
Food Servers, Nonrestaurant	3	90	30.0	Less than HS
Machinists	5	95	19.0	High School/GED
Painters, Construction & Maintenance	3	49	16.3	Less than HS
Carpenters	8	85	10.6	High School/GED
Electricians	9	67	7.4	High School/GED
Construction Managers	8	59	7.4	Associate
Landscaping & Groundskeeping Workers	46	331	7.2	Less than HS
Maintenance & Repair Workers, General	11	75	6.8	High School/GED
Team Assemblers	9	53	5.9	High School/GED
Office Clerks, General	14	78	5.6	High School/GED
Chefs & Head Cooks	21	91	4.3	High School/GED
Plumbers, Pipefitters, & Steamfitters	14	47	3.4	High School/GED
Employment, Recruitment & Placement Specialists	18	58	3.2	Bachelor's
Driver/Sales Workers	20	55	2.8	High School/GED
Construction Laborers	96	256	2.7	Less than HS

Labor Shortage

Occupations with the Most Postings per Claimant

During the quarter, EmployRI recorded 10,621 postings for over 400 different occupations. The number of postings exceed the number of unemployed workers for 278 occupations, indicating a possible labor shortage for those occupations.

Employers looking for workers in the occupations listed on the adjacent table may have a challenging time finding experienced workers in the current environment.

Occupational Title	Postings*	Claimants**	Postings per Claimant	Educational Requirement
Physical Therapists	256	0	256.0	Doctoral/Professional
Psychiatrists	141	0	141.0	Doctoral/Professional
Nurse Practitioners	71	1	71.0	Master's
Social Science Research Assistants	43	1	43.0	Associate
Family medicine physicians	33	0	33.0	Doctoral/Professional
Radiologic Technologist & Technicians	62	2	31.0	Associate
Diagnostic Medical Sonographers	28	1	28.0	Associate
Occupational Therapists	54	2	27.0	Master's
Speech-Language Pathologists	53	2	26.5	Master's
Physician Assistants	21	0	21.0	Master's
Heat Treating Equip. Setters, Operators, & Tenders	20	0	20.0	High School/GED
Registered Nurses	982	54	18.2	Associate
Emergency Medicine Physicians	18	0	18.0	Doctoral/Professional
School Psychologists	53	3	17.7	Doctoral/Professional
Respiratory Therapists	35	2	17.5	Associate
Magnetic resonance imaging technologists	17	1	17.0	Associate
Tax Examiners & Collectors, & Revenue Agents	16	1	16.0	Bachelor's
Dietetic Technicians	15	0	15.0	High School/GED
Pharmacists	72	5	14.4	Doctoral/Professional
Psychiatric Technicians	14	1	14.0	Postsecondary

*Jobs posted during the 90 day period ending December 31, 2024 and still open on December 31, 2024

EmployRI aggregates postings for a variety of job boards. Software is in place that is designed to eliminate duplicate postings.

**Individuals receiving unemployment insurance payments for the week ending December 14, 2024.

Claimants select the occupational code which best describes their current position upon registering for benefits.



A publication of the Labor Market Information Unit

RI Department of Labor and Training, 1511 Pontiac Ave., Cranston, RI 02920 <https://dlt.ri.gov/imi/> TTY via RI Relay 711

Equal Opportunity Employer. Auxiliary aids and services available upon request to individuals with disabilities.