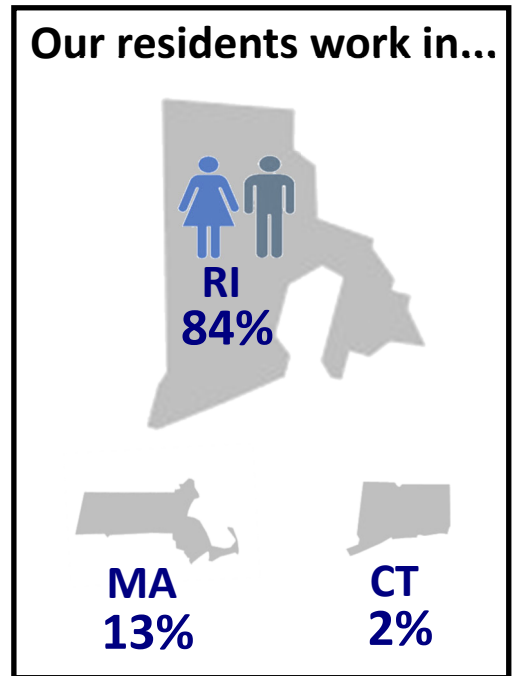
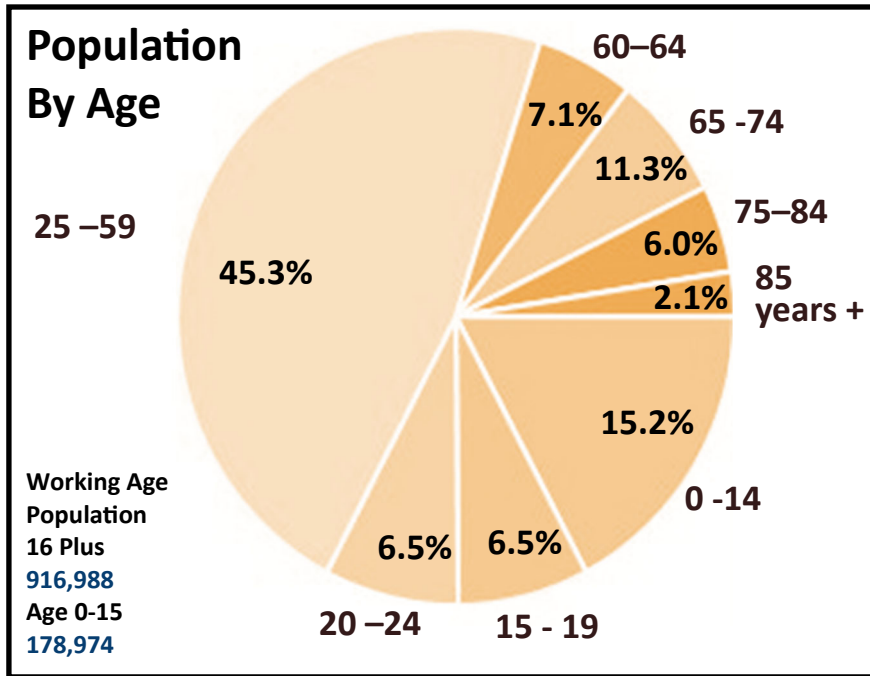
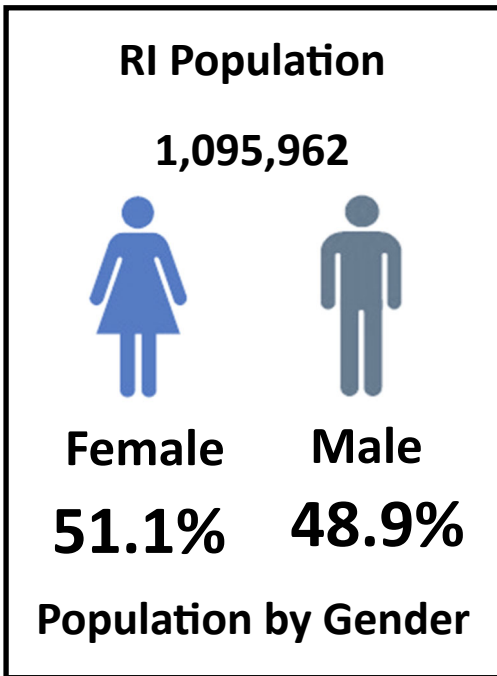


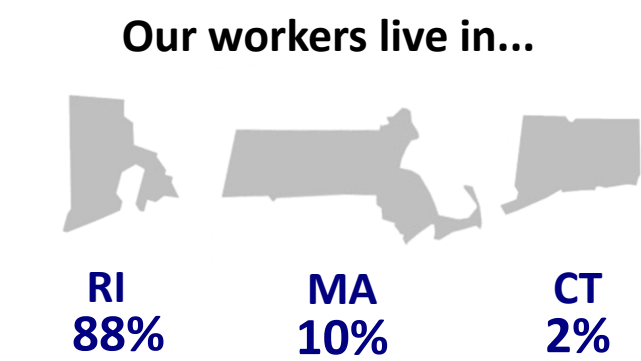
# RI LABOR MARKET INFORMATION



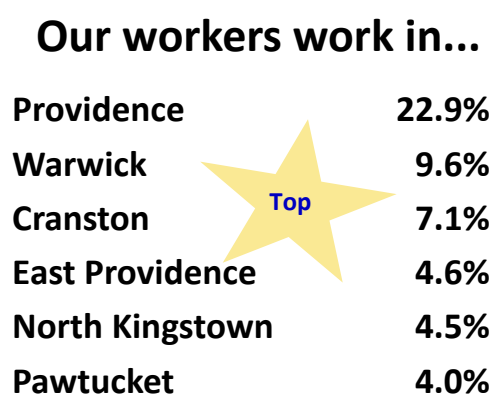
Source: US Census Bureau, 2023 ACS 1-Year Estimates Table DP05

Source: 2016-2020 American Community Survey

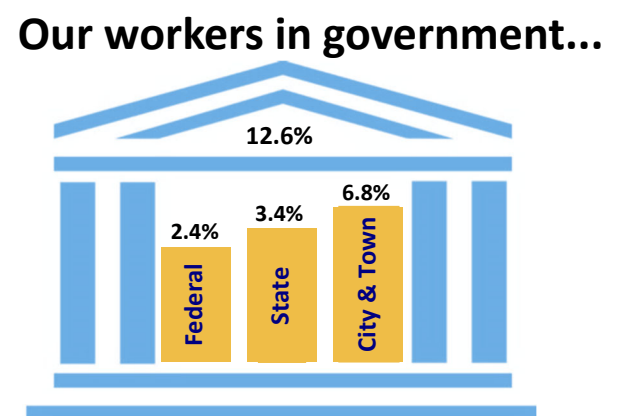
## Workers in Rhode Island



Source: 2016-2020 American Community Survey



Source: 2024 2nd Quarter QCEW Private & Government

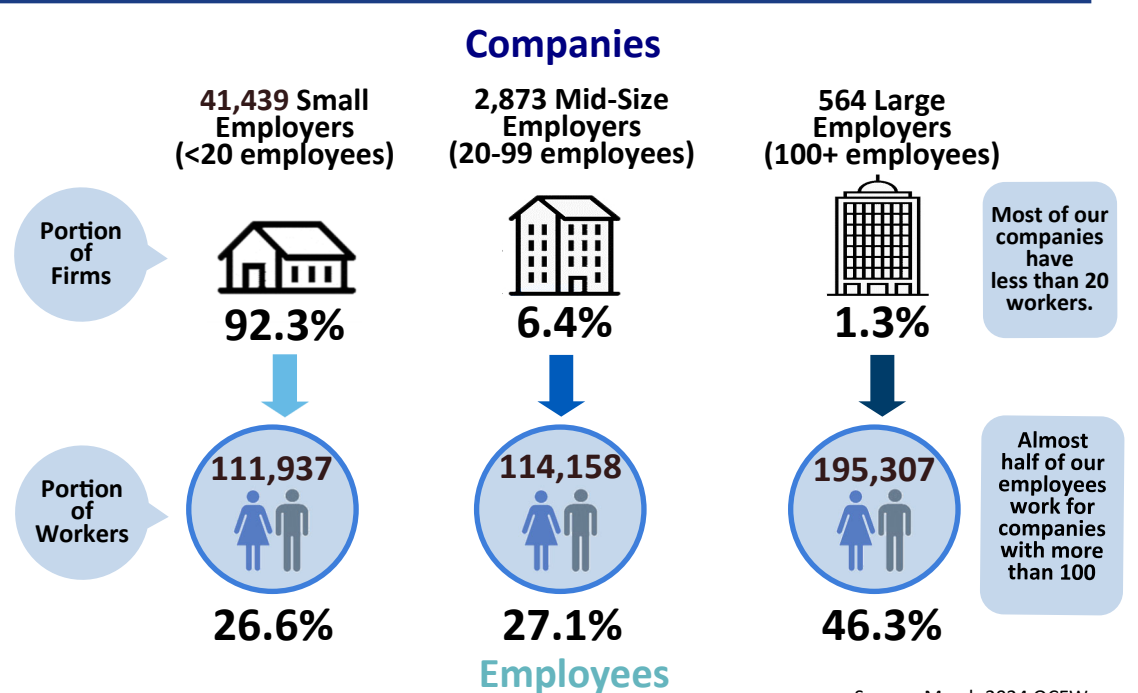


Source: Source: 2024 2nd Quarter QCEW

## Where do they work?

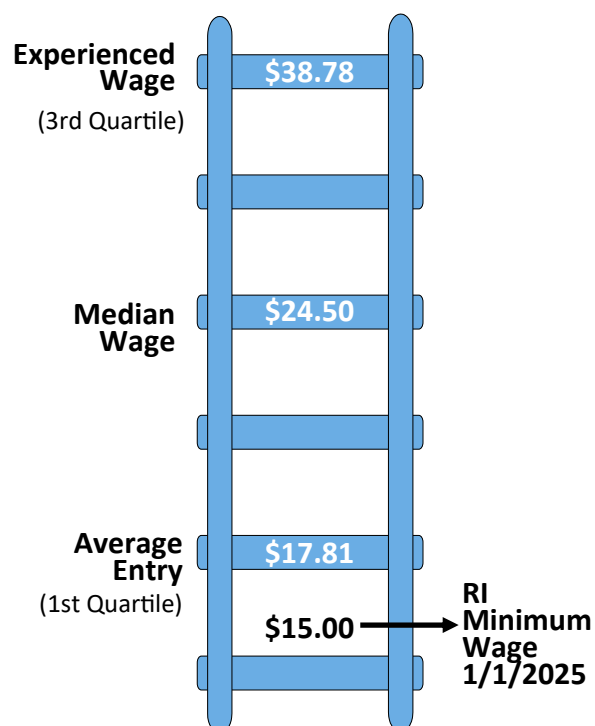
Private Sector	Workers	Average Earnings
Health Care & Social Assistance	<b>81,104</b>	\$60,803
Accommodation & Food Services	51,151	\$29,171
Retail Trade	47,442	\$40,515
Manufacturing	40,398	\$69,159
Professional & Technical Services	30,058	\$99,889
Administrative & Waste Services	28,685	\$53,134
Finance & Insurance	25,282	\$109,740
Construction	21,524	\$77,671
Educational Services	21,408	\$66,513

Source: 2023 Annual QCEW



Source: March 2024 QCEW

## What do they earn?



Source: RI LMI May 2023 OEWS

Visit our website <http://www.dlt.ri.gov/lmi>

Occupational Group	Lower	Upper	Median	Experienced
<b>All Occupations</b>	<b>\$14.34</b>	<b>\$17.81</b>	<b>\$24.50</b>	<b>\$38.78</b>
Management	\$30.81	\$43.59	\$59.97	\$81.47
Business & Financial Operations	\$22.83	\$30.28	\$38.90	\$50.70
Computer & Mathematical	\$27.87	\$37.97	\$51.29	\$66.62
Architecture & Engineering	\$28.00	\$36.69	\$47.74	\$61.98
Life, Physical, & Social Science	\$22.82	\$31.38	\$43.63	\$53.15
Community & Social Service	\$17.38	\$19.55	\$25.28	\$36.86
Legal	\$26.58	\$33.41	\$45.41	\$74.58
Education, Training, & Library	\$15.81	\$22.67	\$31.91	\$43.76
Arts, Design, Entertainment, Sports, & Media	\$16.86	\$21.98	\$29.40	\$40.46
Healthcare Practitioners & Technical	\$22.50	\$32.45	\$41.39	\$52.93
Healthcare Support	\$15.31	\$17.94	\$20.00	\$22.71
Protective Service	\$15.25	\$18.84	\$29.33	\$36.99
Food Preparation & Serving Related	\$13.37	\$13.76	\$15.47	\$20.44
Building & Grounds Cleaning & Maintenance	\$15.01	\$16.68	\$18.55	\$22.57
Personal Care & Service	\$13.55	\$14.18	\$16.98	\$20.89
Sales & Related	\$13.84	\$14.73	\$18.04	\$30.06
Office & Administrative Support	\$15.51	\$18.47	\$22.60	\$27.80
Construction & Extraction	\$18.93	\$23.27	\$29.86	\$37.82
Installation, Maintenance, & Repair	\$17.25	\$22.03	\$27.90	\$35.63
Production	\$14.34	\$17.19	\$21.96	\$28.35
Transportation & Material Moving	\$13.65	\$15.71	\$18.87	\$24.96

Published January 2025